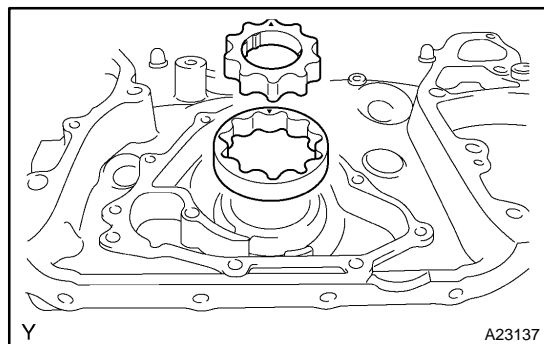


## INSTALLATION

### 1. INSTALL OIL PUMP RELIEF VALVE

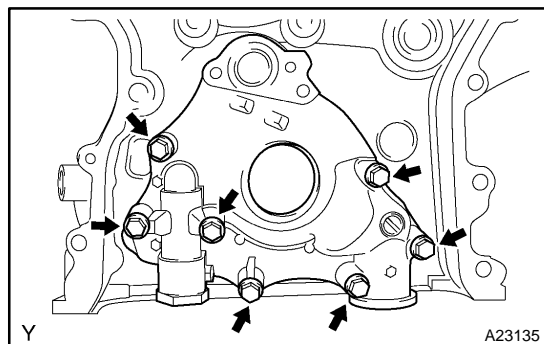
- Coat the relief valve with engine oil and insert the relief valve and spring into the valve hole.
- Install the relief valve plug.

**Torque: 49 N·m (500 kgf·cm, 36 ft·lbf)**

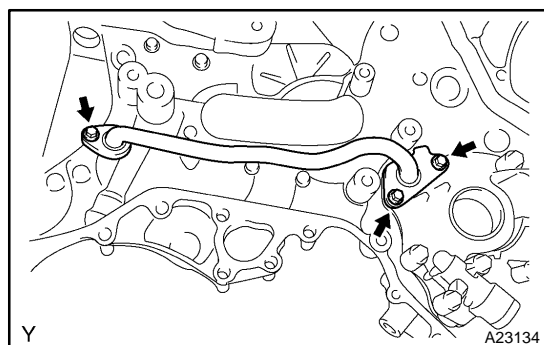


### 2. INSTALL OIL PUMP COVER

- Apply new engine oil to the drive and driven rotors.
- Place the drive and driven rotors into the timing chain cover with the marks facing upward.



- Install the oil pump cover with the 7 bolts.  
**Torque: 9.0 N·m (92 kgf·cm, 80 in·lbf)**
- Install a new O-ring to the oil pump cover.
- Install a new O-ring to the oil pipe.



- Install the oil pipe with the 3 bolts.  
**Torque: 9.0 N·m (92 kgf·cm, 80 in·lbf)**
- ### 3. INSTALL TIMING CHAIN COVER (See page [EM-44](#))